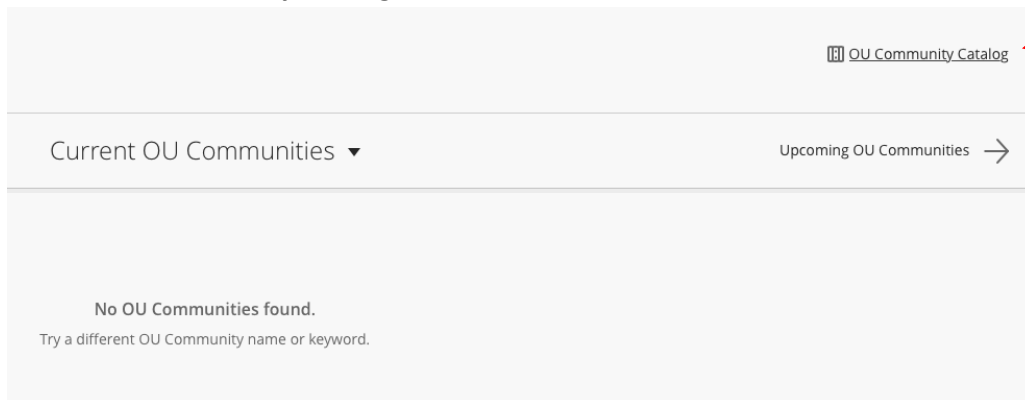
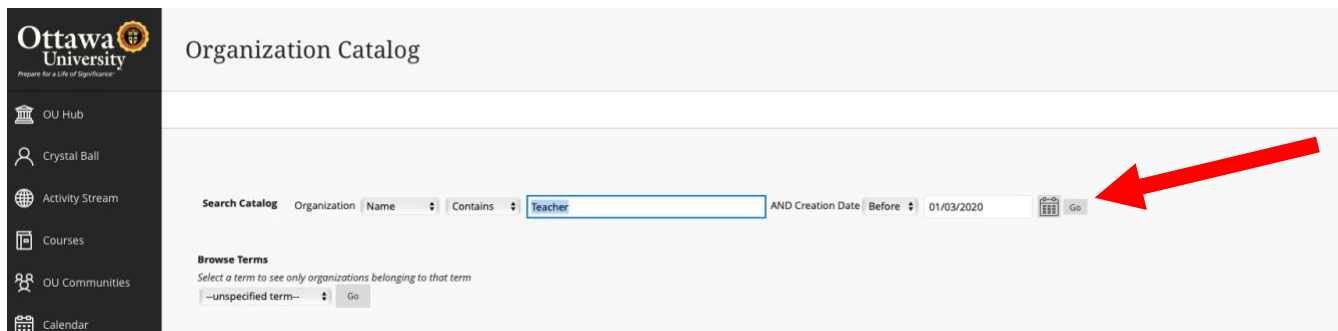


HOW TO SELF-ENROLL IN THE TEACHER EDUCATION OU COMMUNITY

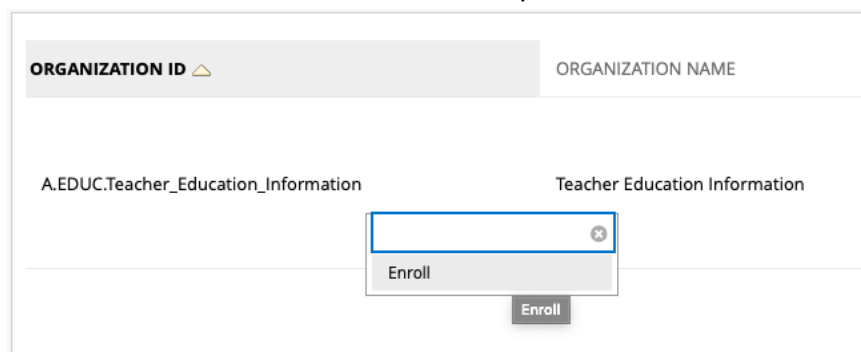
1. Click on **OU Communities** menu in Blackboard.
2. Click on **OU Community Catalog**.



3. Search for **Teacher Education Information** and click **Go**.



4. Click on the **chevron** next to the community and choose **Enroll**.



5. You will be prompted for a password. Its **Braves@150**. Enter it and click **Submit**.

Self Enrollment

ENROLL IN ORGANIZATION: TEACHER EDUCATION INFORMATION (A.EDUC.TEACHER_EDUCATION_INFORMATION)

Instructor: Kasey Johnson, Ottawa Online Staff

Description:

Categories: Education:Higher Education

*This organization requires an enrollment access code from the instructor. Enter the enrollment access code and click **Submit** to enroll.*

Access Code

*Click **Submit** to proceed.*

Cancel Submit

6. The community will display in the **OU Communities** menu in Blackboard.

The screenshot shows the Blackboard interface for 'OU Communities'. On the left is a navigation sidebar with icons for 'OU Hub', 'Crystal Ball', 'Activity Stream', 'Courses', and 'OU Communities' (which is highlighted in red). The main content area is titled 'OU Communities' and shows a search bar with 'teacher' entered, a filter set to 'All OU Communities', and a list of communities. The first community listed is 'Teacher Education Information', which has a link to 'Multiple Leaders' and a 'More info' dropdown arrow.